

How to apply FRONTLINE® SPRAY

Rotate the applicator nozzle to deliver a cone of spray.




Dogs

Divide the **TOTAL NUMBER of SPRAY PUMPS** (see step 3) by 5 and apply that amount to each of the following areas. **Each area should receive _____ spray pumps.**

Note: Read FRONTLINE SPRAY label for full administration details and safety directions.

Area 1: Left side of the animal. Start at the front left paw and spray up over the front leg, over the side of the chest, abdomen and then down the back leg to the paw.




Area 2: Right side of the animal (follow directions as for Area 1).




Area 3: Top of the chest, back and rump, and then to the end of the tail.



Area 4: Top and side of the neck, head, face and jaw. If you wish to avoid spraying into the animal's face, spray the product onto a soft cloth and gently rub onto the face (ensure the coat under the collar is not missed).



Area 5: Bottom of the jaw, neck and chest, the belly and groin and inside all 4 legs, over-lapping the areas to ensure total coverage.



Cats

Restrain by holding onto the scruff of the neck and apply the required number of spray pumps over the entire animal. Spray FRONTLINE onto a glove or cloth to gently apply around the face avoiding the eyes & ears.



FRONTLINE® SPRAY

APPLICATION GUIDE

FRONTLINE SPRAY offers excellent margin of safety and efficacy:

- Dogs and cats.
- Pregnant, lactating bitches and queens.
- Puppies and kittens from 2 days of age.
- Dries rapidly (within minutes). Pets can be handled as soon as the coat is dry.
- Ideal choice for ticks, fleas and flea bite hypersensitivity.

100mL

- 200 pumps/pack
- 0.5mL/pump

250mL

- 167 pumps/pack
- 1.5mL/pump

Pet's name: _____ Date: _____

Step 1: Record pet's weight: _____

Step 2: Using the table on the next page, select DOSE RATE.

Low Medium High

Step 3: Using the table on the following pages, determine the TOTAL NUMBER of SPRAY PUMPS required for the pet.

• 100mL pack = _____ total number of spray pumps.

or

• 250mL pack = _____ total number of spray pumps.

Step 4: Determine TREATMENT INTERVAL.

- 4 weeks - Ticks
- 4 weeks - Heavy flea challenge
- Flea bite hypersensitivity (FBH)
- OTHER - _____ weeks*

*The recommended treatment interval for routine flea control is up to 6 weeks on cats and up to 8 weeks on dogs.

FRONTLINE SPRAY dosage calculation

The FRONTLINE SPRAY dose range is 3 – 6mL/kg for both cats and dogs.

This equates to:

100mL Pack:	6 – 12 pumps/kg	(0.5mL/pump)
250mL Pack:	2 – 4 pumps/kg	(1.5mL/pump)

Whether the pet needs a low, medium or high dose depends on a number of factors:

Dose rate

Dose Rate	Characteristics	100mL Pack	250mL Pack
Low	→ Short, fine coat → Low flea burden → Healthy skin	6 pumps/kg	2 pumps/kg
Medium	→ Short, moderately thick coat → Moderate flea burden	9 pumps/kg	3 pumps/kg
High	→ Thick and /or long coat → Heavy flea burden → Flea bite hypersensitivity → Tick dose	12 pumps/kg	4 pumps/kg

100mL Pack	Number of spray pumps per dog or cat		
	Kg	Low	Medium
1	6	9	12
2	12	18	24
3	18	27	36
4	24	36	48
5	30	45	60
6	36	54	72

100mL Pack	Number of spray pumps per dog or cat		
	Kg	Low	Medium
7	42	63	84
8	48	72	96
9	54	81	108
10	60	90	120
11	66	99	132
12	72	108	144

250mL Pack	Number of spray pumps per dog or cat		
	Kg	Low	Medium
1	2	3	4
2	4	6	8
3	6	9	12
4	8	12	16
5	10	15	20
6	12	18	24
7	14	21	28
8	16	24	32
9	18	27	36
10	20	30	40
11	22	33	44
12	24	36	48
13	26	39	52
14	28	42	56
15	30	45	60
16	32	48	64
17	34	51	68
18	36	54	72
19	38	57	76
20	40	60	80
21	42	63	84
22	44	66	88
23	46	69	92
24	48	72	96
25	50	75	100
26	52	78	104

250mL Pack	Number of spray pumps per dog or cat		
	Kg	Low	Medium
27	54	81	108
28	56	84	112
29	58	87	116
30	60	90	120
31	62	93	124
32	64	96	128
33	66	99	132
34	68	102	136
35	70	105	140
36	72	108	144
37	74	111	148
38	76	114	152
39	78	117	156
40	80	120	160
41	82	123	164
42	84	126	168
43	86	129	172
44	88	132	176
45	90	135	180
46	92	138	184
47	94	141	188
48	96	144	192
49	98	147	196
50	100	150	200